

Data Sheet

Series B

Electronic Metering Pumps

Configuration

Model **B92 1 - 392SI**

Control & Output Code

Manual Control

Speed (stroking frequency) and stroke length manually adjustable

B11	1.6	GPH	(6.1	l/h)	---	150	psi	(10.30	Bar)
B12	2.5	GPH	(9.5	l/h)	---	100	psi	(6.90	Bar)
B13	4.5	GPH	(17.0	l/h)	---	50	psi	(3.50	Bar)
B14	7.0	GPH	(26.5	l/h)	---	30	psi	(2.07	Bar)

Instrument Responsive / Manual Control

Manual adjustment features of Series B1 plus switch conversion to external control for automatic systems.

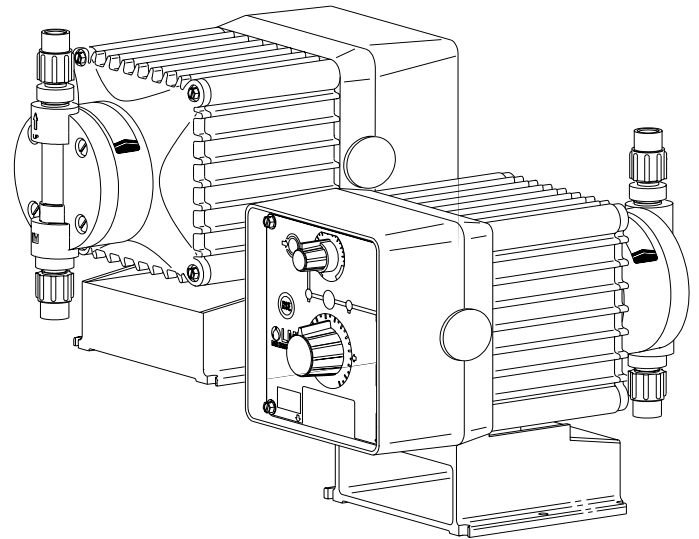
B71	1.6	GPH	(6.1	l/h)	---	150	psi	(10.30	Bar)
B72	2.5	GPH	(9.5	l/h)	---	100	psi	(6.90	Bar)
B73	4.5	GPH	(17.0	l/h)	---	50	psi	(3.50	Bar)
B74	7.0	GPH	(26.5	l/h)	---	30	psi	(2.07	Bar)
B91	1.6	GPH	(6.1	l/h)	---	150	psi	(10.30	Bar)
B92	2.5	GPH	(9.5	l/h)	---	100	psi	(6.90	Bar)
B93	4.5	GPH	(17.0	l/h)	---	50	psi	(3.50	Bar)
B94	7.0	GPH	(26.5	l/h)	---	30	psi	(2.07	Bar)

Voltage Code

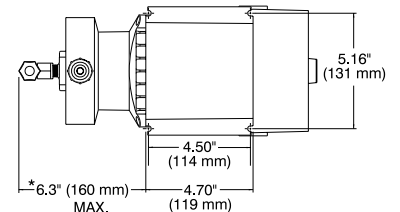
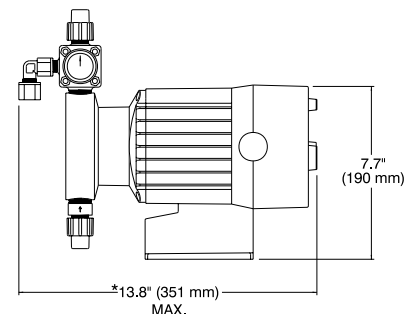
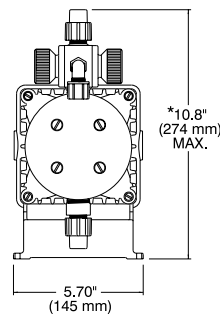
1	-----	120 VAC, US Plug
2	-----	240 VAC, US Plug
3	-----	220-240 VAC, DIN Plug
5	-----	240-250 VAC, UK Plug
6	-----	240-250 VAC, AUST/NZ Plug
7	-----	220-240 VAC, SWISS Plug

Liquid End

See next page for complete Liquid End specifications and selection.



Dimensions



* Dimensions shown are maximums for largest available Liquid End.

Dimensions will vary depending on Liquid End selected.

Specifications

Series	Strokes Per Minute (Adjustable)		Stroke Length (Adjustable) Recommended Minimum	Average Input Power @ Max Speed	Shipping Weight
	Min	Max			
B11, B71, B91 B12, B72, B92 B13, B73, B93 B14, B74, B94	1	100	10%	29 watts	15 lbs (6.9 kg)



8 Post Office Square
Acton, MA 01720 USA
TEL: (978) 263-9800
FAX: (978) 264-9172
<http://www.lmipumps.com>



Configuration Data & Materials of Construction

Drive Assembly	Liquid End No.	Size Code	Materials of Construction				Accessory	Tubing & Connections	
			Head & Fittings	Balls	Liquifram™	Check Valve		Discharge	Suction
B91 - B92 - B71 - B72 - B11 - B12 -	390SI†	0.9	Acrylic / PGC™	Ceramic	Fluorofilm™	PGC™/Polyprel®	4FV	PE .375" O.D.	
	391SI†	0.9	PGC™ / PGC™	Ceramic	Fluorofilm™	PGC™/Polyprel®	4FV	PE .375" O.D.	
	392SI†	0.9	PVDF / PVDF	Ceramic	Fluorofilm™	PVDF/Polyprel®	4FV	PE .375" O.D.	
	393SI†	0.9	PVDF / PVDF	Ceramic	Fluorofilm™	PVDF/PTFE	4FV	PE .375" O.D.	
	85 HV	0.9	Polypropylene	316 S.S.	Fluorofilm™	PTFE		PE .5" O.D.	Vinyl .938" O.D.
	86	0.9	Acrylic / PP	316 S.S.	Fluorofilm™	Hypalon®		PE .5" O.D.	Vinyl .938" O.D.
	89	0.9	UHMW PE	Ceramic	Hypalon®	Hypalon®		PE .5" O.D.	Vinyl .500" O.D.
	91FS	0.9	Acrylic / PVDF	PTFE	Hypalon®	Hypalon®	4FV	PE .375" O.D.	Vinyl .375" O.D.
	92S**	0.9	PVC	Ceramic	Fluorofilm™	PTFE	4FV	PE .375" O.D.	
	94S**	0.9	PVC	Ceramic	Fluorofilm™	PTFE	4FV	Pipe 1/4" NPT M	
B93 - B73 - B13 -	360SI†	1.8	Acrylic / PGC™	Ceramic	Fluorofilm™	PGC™/Polyprel®	4FV	PE .375" O.D.	
	361SI†	1.8	PGC™ / PGC™	Ceramic	Fluorofilm™	PGC™/Polyprel®	4FV	PE .375" O.D.	
	362SI†	1.8	PVDF / PVDF	Ceramic	Fluorofilm™	PVDF/Polyprel®	4FV	PE .375" O.D.	
	363SI†	1.8	PVDF / PVDF	Ceramic	Fluorofilm™	PVDF/PTFE	4FV	PE .375" O.D.	
	71FS	1.8	Acrylic / PVDF	PTFE	Hypalon®	Hypalon®	4FV	PE .5" O.D.	Vinyl .5" O.D.
	72S**	1.8	PVC	Ceramic	Fluorofilm™	PTFE	4FV	PE .5" O.D.	
	74S**	1.8	PVC	Ceramic	Fluorofilm™	PTFE	4FV	Pipe 1/4" NPT M	
	75HV	1.8	Polypropylene	316 S.S.	Fluorofilm™	PTFE		PE .5" O.D.	Vinyl .938" O.D.
	75S**	1.8	Polypropylene	Ceramic	Fluorofilm™	PTFE	4FV	PE .5" O.D.	
	76	1.8	Acrylic / PP	316 S.S.	Fluorofilm™	Hypalon®		PE .5" O.D.	Vinyl .938" O.D.
B94 - B74 - B14 -	79	1.8	UHMW PE	Ceramic	Hypalon®	Hypalon®		PE .5" O.D.	Vinyl .500" O.D.
	277	1.8	316 S.S.	316 S.S.	Fluorofilm™	316 S.S.		Pipe 1/4" NPT M	
	310SI†	3.0	Acrylic / PGC™	Ceramic	Fluorofilm™	PGC™/Polyprel®	4FV	PE .375" O.D.	
	311SI†	3.0	PGC™ / PGC™	Ceramic	Fluorofilm™	PGC™/Polyprel®	4FV	PE .375" O.D.	
	312SI†	3.0	PVDF / PVDF	Ceramic	Fluorofilm™	PVDF/Polyprel®	4FV	PE .375" O.D.	
	313SI†	3.0	PVDF / PVDF	Ceramic	Fluorofilm™	PVDF/PTFE	4FV	PE .375" O.D.	
	11S**	3.0	Acrylic	Ceramic	Fluorofilm™	Polyprel®	4FV	PE .5" O.D.	Vinyl .5" O.D.
	12S**	3.0	PVC / PVDF	Ceramic	Fluorofilm™	Polyprel®	4FV	PE .5" O.D.	
15S**	3.0	Polyprel®	Ceramic	Fluorofilm™	PTFE	4FV	PE .5" O.D.		
217	3.0	316 S.S.	316 S.S.	Fluorofilm™	316 S.S.		Pipe 1/4" NPT M		

See front page for voltage code specifications.

** These Liquid Ends are available without a 4FV.

† To specify 1/4" NPT male, change 'I' to 'P'. To specify black, UV resistant tubing, change 'I' to 'U'. To specify Bleed 4FV, change 'S' to 'B'. To specify 3FV, change 'S' to 'T'.

3FV Indicates that the pump is equipped with an LMI Three Function Valve (pressure relief, priming aid, line drain).

4FV Indicates that the pump is equipped with an LMI Four Function Valve. This diaphragm type anti-syphon/pressure relief valve is installed on the pump head. It provides anti-syphon protection and aids in priming, even under pressure.

Fluorofilm™ is a copolymer of PTFE and PFA. Polyprel® is an elastomeric PTFE copolymer.

Polyprel is a registered trademark of Liquid Metronics, Inc. Fluorofilm, Liquifram, PGC are trademarks of Liquid Metronics, Inc. Hypalon is a registered trademark of E. I. du Pont de Nemours & Co., Inc.

Output Information

Series	Gallons per Hour*		Liters per Hour*		mL/cc per Minute*		mL/cc per Stroke		Maximum Injection Pressure
	Min	Max	Min	Max	Min	Max	Min	Max	
B11, B71, B91	0.002	1.6	0.006	6.1	0.10	101	0.10	1.01	150 psi (10.30 Bar)
B12, B72, B92	0.003	2.5	0.009	9.5	0.16	158	0.16	1.58	100 psi (6.90 Bar)
B13, B73, B93	0.005	4.5	0.017	17.0	0.28	284	0.28	2.84	50 psi (3.50 Bar)
B14, B74, B94	0.007	7.0	0.027	26.5	0.44	442	0.44	4.42	30 psi (2.07 Bar)

* Minimum output is based on one (1) stroke per minute and 10% stroke setting, minimum output can be reduced further in external mode.

Series B9 pumps may be programmed for strokes per hour for lower outputs.